



27 Austin Friars
London EC2N 2QP
FSA Registration Number: 540244

LION METATRADER 4 (MT4)

Download Guide (No Dealing Desk with Tight Spreads)

LION MT4 can be downloaded free of charge as a Demo or LIVE platform, allowing you to gain further experience of the trading platforms.

Please contact our Customer Support team if you have any questions when downloading this software.

Some of the great feature that Metatrader has to offer are:

- Friendly user interface with multilingual support
- Large number of Indicators, Experts and scripts
- Real time data transfer with DDE
- Built in programming language for you to write custom indicators, Expert Advisors and Scripts

Please be aware that:

MT4 does not operate under Windows 95. Other System requirements can be found at [Trading Details and Specifications](#). (リンク確定後にハイパーリンクを変更)

Getting Started

Step 1: Download LION Metatrader 4 from our website for free [here](#). (リンク確定後にハイパーリンクを変更)

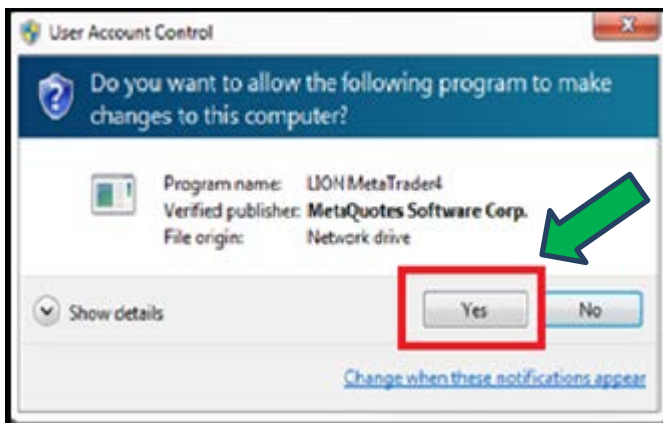
Step 2: Installing LION Metatrader 4

When the download has been completed, double click the setup program (mt4setup.exe) and you will then see a screen like the below:

Step 3: Choose your language then click '**Next**'.



A User account window may appear; confirm that Metaquotes is the verified publisher and click 'Yes'.



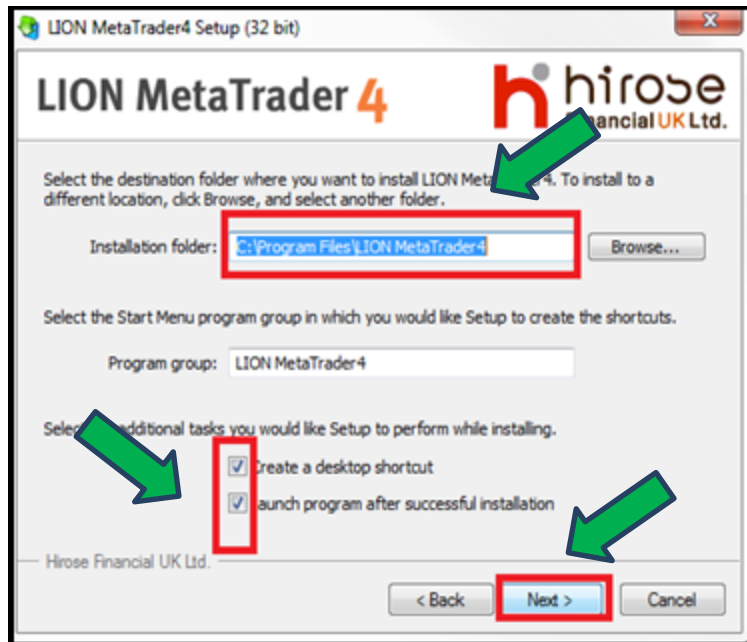
Step 4: Click the 'Next' button after reading the notice.



Step 5: Read the End User License and if you agree tick the 'Yes' box and click 'Next'.



Step 6: Change the destination folder if you wish. It will default to 'C:\Program Files\LION MetaTrader4'. You can have more than one copy of MetaTrader installed on your machine, but each one must be installed in a different folder.



Tick the boxes if you want a shortcut created to your desktop and for the programme to start immediately after installation. Then click 'Next'.

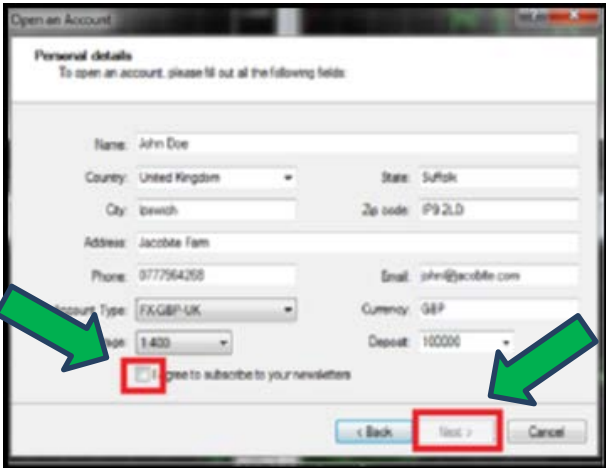
Step 7: LION MT4 will now install. The setup program will begin extracting the packaged files. Once finished click on the **Finish** button.



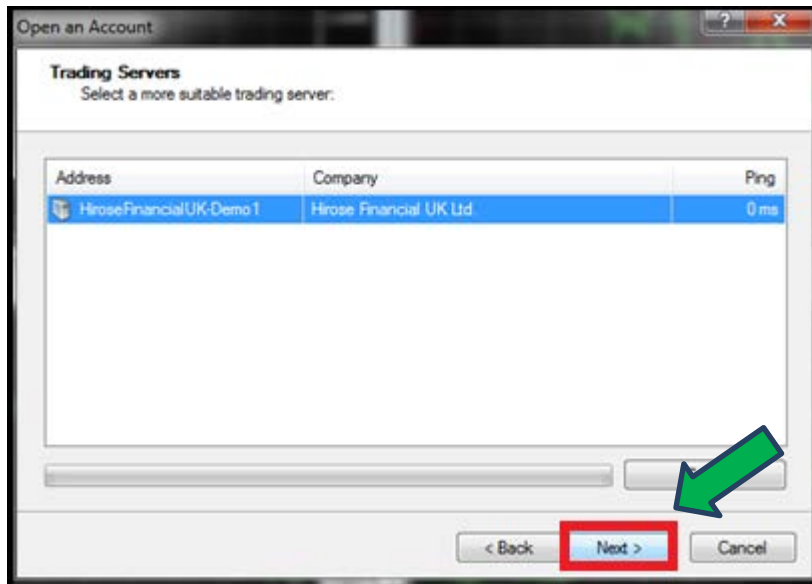
To launch MetaTrader 4 ,
you may click on 'Start/All Programs/LION Metatrader4/LION MT4',
or click on the Desktop icon.



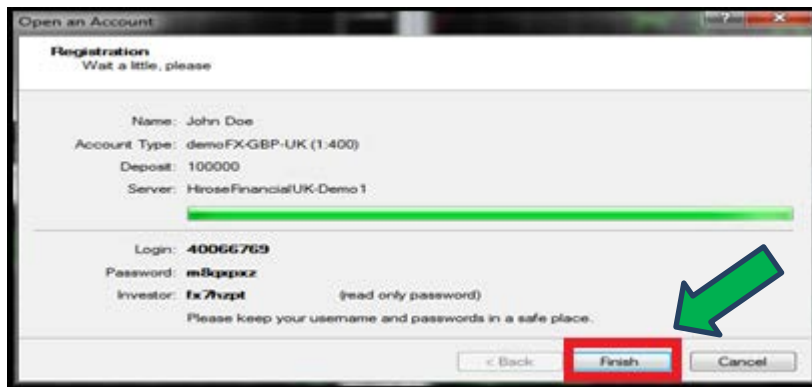
If you have not used MetaTrader 4 before you will be prompted to fill in the Demo Application Form (see below).



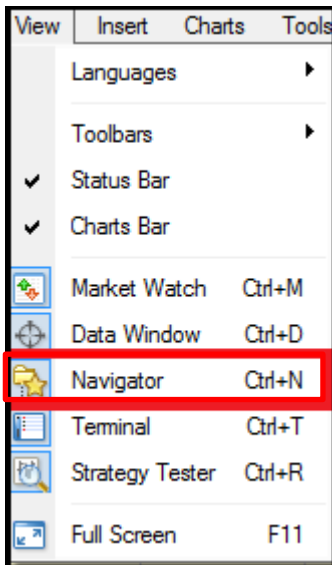
Once all fields have been filled in, **tick** 'I agree to subscribe to your newsletters' and click **Next**.



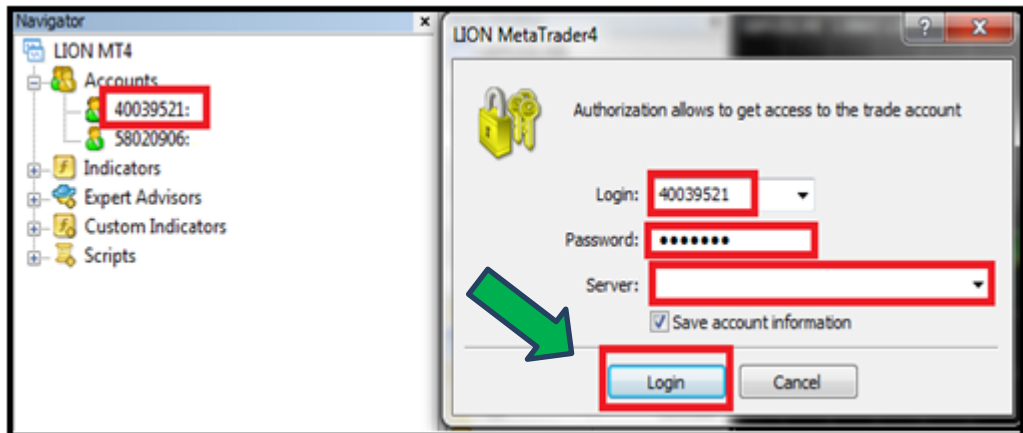
You will then be shown the Hirose Financial UK Trading Server. Once it is highlighted click '**Next**'.



Click '**Finish**' and the Account is now ready to use (you can view your Login and Password details here). If it does not log in immediately you can do it manually by selecting the '**Navigator**' option within '**View**'. The Account will appear in the 'Account' section. Select the Account you would like to use.



Select the Account from Navigator then enter Login, Password and Server details if not already prepopulated. Click 'Login' for the platform to start updating.



Please note that Live Accounts can not be processed through the Terminal. Please follow Hirose Financial UK's account opening procedures.

OPEN A LIVE ACCOUNT [HERE](#)